












# FOSUN WHEELCHAIR



### FS609GC

FOLDABLE CHROMED STEEL FRAME, PLASTIC COMMODE SEAT, RECLINING HIGH BACK, DETACHABLE ARMREST AND ELEVATING FOOTREST, SOLID CASTOR AND REAR WHEEL.

### MAIN PARAMETERS (CM)

MODEL NO.							 (kg)	 DIM	 NW   GW
FS609GC	64	44	58	15	52	125	100	98x35x93	25.6   27.8